



# SYSTEM LVT RANGE



A GREAT FINISH STARTS WITH F. BALL

# PERFORMANCE AND DURABILITY EVERY TIME

LVT installations offer a high quality finish for a wide range of applications – but correct floor preparation is key to achieving the right results every time.

F. Ball and Co. Ltd. is the UK's leading manufacturer of flooring adhesives and floor preparation products for the contract, commercial and residential flooring industry. Established in 1886, the company's market leading flooring adhesives and ancillary products offer proven reliability for a wide variety of applications including the installation of LVTs.



**INNOVATIVE  
PRODUCT  
DEVELOPMENT**



**OVER 135 YEARS  
OF EXPERIENCE IN  
MANUFACTURING  
FLOORING  
INSTALLATION  
PRODUCTS**



**STATE-OF-THE-  
ART PRODUCTION  
CAPABILITIES**



**TECHNICAL  
SUPPORT FROM  
OUR EXPERTS**

Where a resilient, visually attractive LVT finish is required, it is critical that the right installation products are selected. Smoothing compounds must be used to avoid imperfections in the subfloor from being visible; the most appropriate adhesive should be carefully chosen for the floorcovering being fitted; problematic factors such as subfloor moisture and temperature must be taken into account. F. Ball products ensure these key performance requirements are managed for your LVT project, be it residential or commercial.

## **UNPARALLELED TECHNICAL SUPPORT**

F. Ball provides a one-to-one product recommendation and advice service to help flooring installers get the best results. The F. Ball technical service team responds to 11,000 enquiries each year and can be easily contacted by phone, email or via our social media channels.

# RAG<sup>®</sup>

## F. BALL RECOMMENDED ADHESIVES GUIDE

By using the F. Ball RAG<sup>®</sup> you can be confident that the adhesive selected will work perfectly – every time.

Choosing the right adhesive for your LVT project makes the installation easier, quicker and guaranteed.

With an array of vinyl floorcoverings on the market and an increased number of adhesives being developed in response, selecting the right product can be a complex task.

The F. Ball Recommended Adhesives Guide (RAG<sup>®</sup>) simplifies this process and ensures flooring installers can be confident in their adhesive selection.

The RAG<sup>®</sup> matches F. Ball adhesive products to more than 6,000 brand name floorcoverings from more than 200 leading international manufacturers. Each recommendation is approved and endorsed by the floorcovering manufacturer concerned. The RAG<sup>®</sup> is available as a printed guide and as an interactive tool, available at [www.f-ball.com/RAG](http://www.f-ball.com/RAG) and as a download for your phone or tablet so contractors can access information while on site. The online RAG<sup>®</sup> and App are updated throughout the year to ensure the latest recommendations are always accessible.

ONLINE  
MOBILE  
PRINT

Request your free printed guide  
by calling +44 (0)1538 361633



Our adhesives are tested with the various floorcoverings listed in the RAG<sup>®</sup> and go through a rigorous testing programme which takes 54 days.



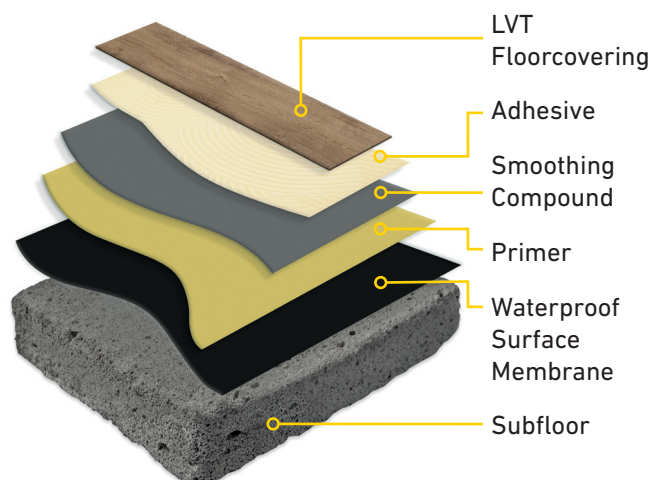
# THE EASY WAY TO GUARANTEE YOUR LVT INSTALLATION

LVT floorcoverings have become an increasingly popular choice for a wide range of applications and they demand a high level of subfloor preparation in order to achieve a flawless finish. The impact of not undertaking proper floor preparation can be expensive and disruptive. Not only can even the smallest of blemishes show through and spoil a finish, but without appropriate moisture control and the right adhesive, coverings can quickly debond leading to the floorcovering having to be removed and replaced.

In response, F. Ball has developed the System LVT range: a comprehensive subfloor preparation system that helps you to achieve optimum results when installing LVTs. The F. Ball System LVT range includes all the products flooring installers will need to ensure a perfect installation every time.

## The preparation layers crucial for a perfect LVT finish.

High quality floorcoverings rely on the floor beneath them being dry, sound and smooth. A system of products is needed to achieve this - beginning with a damp proof membrane and primer, which is overlaid by a smoothing compound that ensures an ultra-smooth finish. Specialist adhesives are then applied to ensure your floor performs as you need it to.







Crucially, because the entire system is provided by us, contractors avoid compatibility issues and benefit from the F. Ball product guarantee. We offer a wide range of products to suit every installation environment, and with the F. Ball RAG® at their fingertips contractors can be sure they are using the correct products for the LVT floorcovering being installed.



- ✓ **WATERPROOF SURFACE MEMBRANES**
- ✓ **PRIMERS**
- ✓ **SMOOTHING COMPOUNDS**
- ✓ **ADHESIVES**

System LVT products can be used across many different types of project and are suitable for a wide range of environments. All the adhesives in the range can be used over normal underfloor heating systems provided installation guidance is followed.

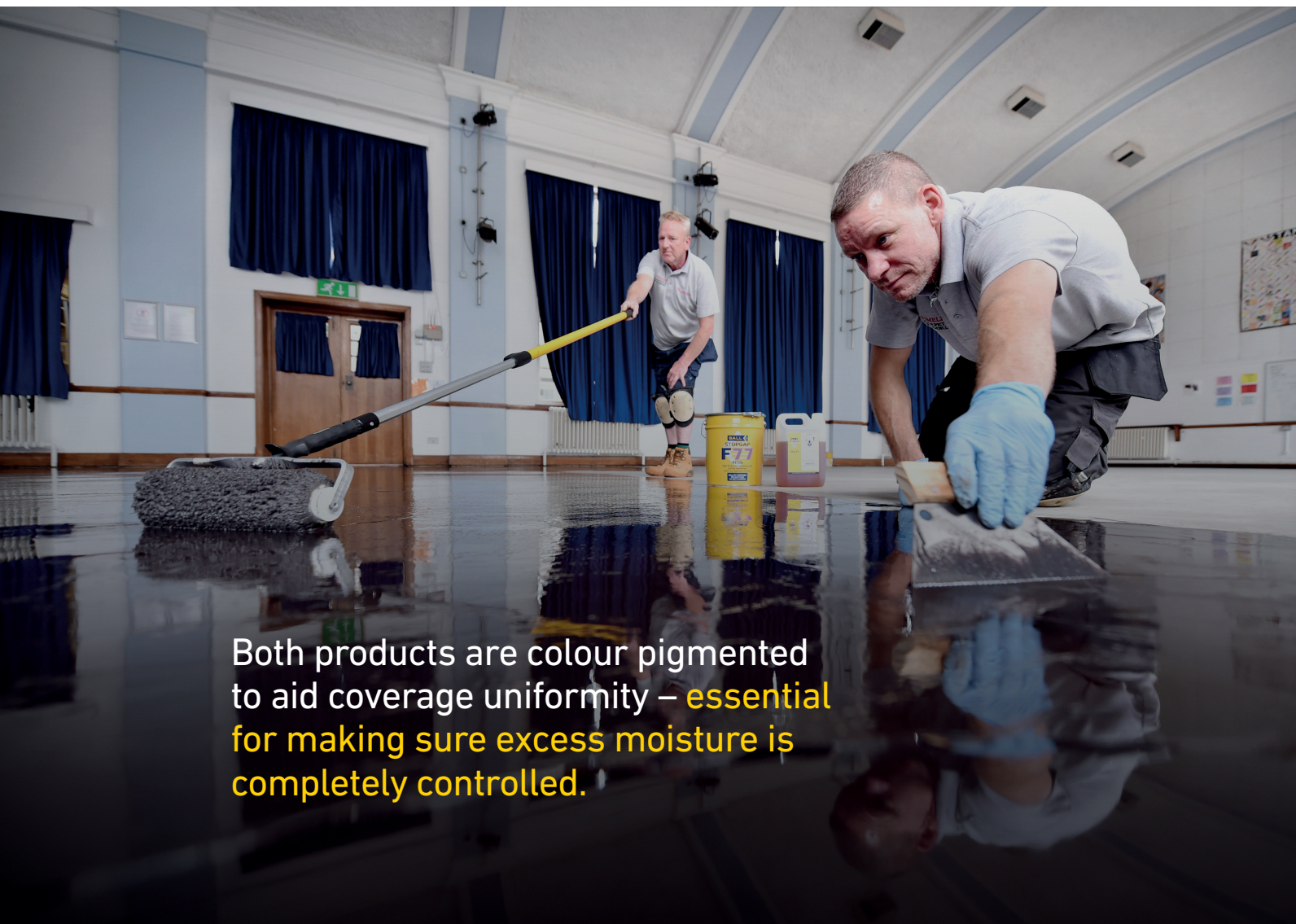


# EXCESS MOISTURE? SYSTEM LVT HAS IT COVERED

F. Ball's high performance waterproof surface membranes provide a critical layer of protection for LVT projects.

---

Applying a waterproof surface membrane is the first step towards ensuring a quality LVT installation. Excess subfloor moisture, whether residual construction moisture, rising damp or even due to flooding, is the leading cause of floor failure, resulting in costly recalls and delays. Waterproof surface membranes act as a barrier between the subfloor and your choice of flooring product.



Both products are colour pigmented to aid coverage uniformity – **essential for making sure excess moisture is completely controlled.**

# WATERPROOF SURFACE MEMBRANES

## STOPGAP F77



## STOPGAP F78



### HIGH PERFORMANCE, ONE COAT SYSTEM

- ✓ Used to isolate residual construction moisture or rising damp up to 98% Relative Humidity
- ✓ Can be applied direct to underfloor heating screeds with Relative Humidity reading up to 90%
- ✓ Single coat application
- ✓ Cures in approximately 3 hours

The System LVT range features two high performance, solvent free waterproof surface membranes – Stopgap F77 and Stopgap F78.

Stopgap F77 can be used to isolate residual construction moisture and rising damp where relative humidity (RH) values are up to 98% or where there is no effective integral DPM. It can also be applied directly over underfloor heating screeds where RH values do not exceed 90%. Stopgap F78 isolates residual construction moisture where RH values are up to 95%. Cures in approximately 3 hours.

### FAST DRYING, ONE PART SYSTEM

- ✓ Ready to use system – no mixing required
- ✓ Used to isolate residual construction moisture up to 95% Relative Humidity
- ✓ Rapid drying system for fast-track projects
- ✓ No priming required with smoothing compounds

Both products are colour pigmented to aid coverage uniformity – essential for making sure excess moisture is completely controlled.

Requiring just a single coat application, Stopgap F77 is a great choice if time is of the essence. Similarly, Stopgap F78 is a one part system requiring no mixing and dries rapidly, from 30 minutes, allowing contractors to get on with the job with minimum of delay.




# PRIMED AND READY TO GO

Priming is recommended to promote the adhesion of smoothing compounds over absorbent and non-absorbent surfaces. Priming, in relation to adhesives, helps to prevent the applied coat weight of water-based adhesive being reduced, due to the high absorbency of substrates such as plywood, concrete and screeds.

---

Priming can help to prevent 'pinholing'. These are small holes in the smoothing compound that have the appearance of pinholes or blisters, caused by the slow escape of air from absorbent surfaces as the smoothing compound dries.

If an adhesive or compound dries too quickly they may not achieve the desired bond strength required. Priming also aids workability of the compound to maximise product flow and working time.



Make sure you're primed and ready  
with F. Ball's System LVT range.

# PRIMERS

## STOPGAP P131



### GENERAL PURPOSE PRIMER

- ✓ Neoprene emulsion primer
- ✓ Prevents rapid drying of adhesives and smoothing compounds
- ✓ Pigmented to help control coverage
- ✓ Promotes adhesion of Stopgap smoothing compounds to absorbent and non-absorbent surfaces

F. Ball's Stopgap P131 is a neoprene emulsion primer designed to prevent rapid drying of adhesives and compounds. It promotes the adhesion of Stopgap smoothing compounds to both absorbent and non-absorbent surfaces.

## STOPGAP P141



### PRIMER FOR NON-ABSORBENT SURFACES

- ✓ Acrylic Primer
- ✓ Provides textured surface for increased adhesion of Stopgap smoothing compounds to non-absorbent surfaces
- ✓ Pigmented to help control coverage
- ✓ Fast drying - from 15 minutes

Stopgap P141 promotes the adhesion of Stopgap smoothing compounds to non-absorbent surfaces. It is an acrylic primer designed to provide a textured surface, guaranteeing increased adhesion.



A sound foundation for the perfect LVT installation.

To smooth the way for the installation of LVTs, a high-performance smoothing compound with the appropriate properties for the job at hand/environment should be applied.

Subfloors can also be uneven, so a smoothing compound will help to fill any indentations or imperfections and provides an ultra-smooth foundation for the subsequent floorcovering installation.

# SMOOTHING COMPOUNDS

## STOPGAP 300



### IDEAL FOR HEAVY DUTY AREAS

- ✓ High compressive strength
- ✓ Excellent self-smoothing properties
- ✓ Fast-setting
- ✓ Water-mix
- ✓ Suitable for hand or pump application
- ✓ Application thickness from 2–20mm

F. Ball's Stopgap 300 is a heavy duty, rapid-hardening water mix compound designed for use on both absorbent and non-absorbent interior subfloors in areas that are subjected to heavy-duty traffic. It offers excellent self-smoothing properties.

## STOPGAP 700



### IDEAL FOR FLEXIBLE SUBFLOORS

- ✓ Fibre-modified for increased flexibility
- ✓ Designed for use over plywood and steel
- ✓ Fast-drying technology
- ✓ Long working time
- ✓ Excellent self-smoothing properties
- ✓ Application thickness from 2–10mm

Preformed subfloors, such as plywood or steel, can move slightly when subject to normal foot traffic, potentially leading to cracks in the smoothing compound. This calls for a flexible smoothing compound such as F. Ball's Stopgap 700, a fibre-modified compound which renders small movements in flexible subfloors harmless.

## STOPGAP 1200



### IDEAL FOR MINIMAL PREPARATION

- ✓ Suitable direct to adhesive residues and waterproof surface membranes
- ✓ Moisture tolerant - can be used under STOPGAP waterproof surface membranes
- ✓ Fast-setting, fast-drying
- ✓ Excellent self-smoothing properties
- ✓ Application thickness from 2–10mm

Our high-performance Stopgap 1200 is also part of the System LVT range. This fast-setting, fast-drying smoothing compound is particularly suitable for use over old adhesive residues including bitumen and carpet tile tackifiers without the need for priming and removes the need for mechanical preparation of the subfloor.



## STOPGAP 1400



### IDEAL FOR NEW BUILD PROJECTS

- ✓ Suitable for preparing sound, dry internal floors prior to the installation of new floorcoverings
- ✓ Excellent self-smoothing properties
- ✓ High flow properties
- ✓ Lay floorcoverings from 12 hours
- ✓ Application thickness from 2-10mm

Stopgap 1400 is a high flowing, two-component smoothing compound suitable for preparing sound internal subfloors prior to the installation of new floorcoverings. It utilises advanced cement technology and is suitable for use over a wide range of subfloor types.

## STOPGAP 1500



### IDEAL FOR MINIMAL PREPARATION

- ✓ Suitable direct to adhesive residues and waterproof surface membranes
- ✓ Moisture tolerant - can be used under STOPGAP waterproof surface membranes
- ✓ Fast-setting, fast-drying
- ✓ Excellent self-smoothing properties
- ✓ Application thickness from 2-10mm
- ✓ Water-mix

Our most advanced water-mix smoothing compound is a fast-setting, fast-drying, smoothing compound suitable for preparing sound internal subfloors prior to the installation of new floorcoverings. It can be applied directly over old adhesive residues such as bitumen and carpet tile tackifiers without the need for priming and removes the need for mechanical preparation of the subfloor.

## STOPGAP 1600



### IDEAL FOR UFH SYSTEMS

- ✓ Suitable for use over both electrical wired and water-fed underfloor heating and cooling systems
- ✓ Fibre-reinforced
- ✓ Fast drying
- ✓ Easy to mix and apply
- ✓ Suitable for hand or pump application
- ✓ Application thickness from 3-40mm

Stopgap 1600 is a fibre-reinforced smoothing compound for new or existing internal floor refurbishments in both domestic and commercial environments. It has been developed for use over both electrical and water-fed underfloor heating systems.

# SMOOTHING COMPOUNDS

			HIGH PERFORMANCE SMOOTHING COMPOUNDS						
			STOPGAP 300	STOPGAP 700	STOPGAP 1200	STOPGAP 1400	STOPGAP 1500	STOPGAP 1600	
			+ WATER	+ WATER	+ STOPGAP 1200 LIQUID	+ STOPGAP 1400 LIQUID	+ WATER	+ WATER	
TECHNICAL CHARACTERISTICS	Product Features		Fast Drying Self-smoothing	Flexible Fibre-modified	Rapid Drying Self-smoothing	High Flow Self-smoothing	Rapid Drying Self-smoothing	Fibre-reinforced Fast Drying	
	Working Time at 20°C (min)		20 – 30	20 – 30	15 – 20	20 – 30	15 – 20	15 – 20	
	Time to Foot Traffic at 20°C – approx (hrs/min)		90min	60min	60min	90min	60min	3hrs	
	Time to cover with a floorcovering or seal – approx (Hours)	Absorbent		6	3	4	12	4	12 – 72
		Non-absorbent		12	4				
	Application Thickness	Unfilled	Min (mm)	2 – 3	2 – 3	2 – 3	2 – 3	2 – 3	3
			Max (mm)	15	10	10	10	10	40
			Can be Filled		Up to 20mm	No	Up to 30mm	No	Up to 30mm
	Suitable for Biologically Sensitive Areas		Yes	Yes	Yes	Yes	Yes	Yes	Yes
	Coverage m² per unit		5.0 @ 3mm	4.8 @ 3mm	5.0 @ 2 – 3mm	5.9 @ 2mm	5.0 @ 2 – 3mm	3.7 @ 3mm	
	Suitable for Pump Application		Yes	No	No	No	Yes	Yes	
	Suitable for High Temperature areas e.g. conservatories		Yes	Yes	Yes	Yes	Yes	Yes	
	Compressive Strength 28 Day (N/mm²)		35	30	16	20	16	25	
	Flexural Strength 28 Day (N/mm²)		8	10	6	6	6	6	
	EN 13813 Class / EN 1504-3 Class		CT-C35-F7	CT-C30-F10	CT-C16-F6	CT-C20-F6	CT-C16-F6	CT-C25-F6	
SUBFLOOR SUITABILITY + PRIMER RECOMMENDATION									
TYPE	Concrete, Sand/Cement Screeds and Other Solid Absorbent Surfaces		Dilute P131	Dilute P131 or Stopgap Fill and Prime	Apply Direct or Dilute P131 <sup>(1)</sup>	Dilute P131	Apply Direct or Dilute P131 <sup>(1)</sup>	Dilute P131	
	Non-absorbent Surfaces e.g. Terrazzo, Ceramic Tiles		Neat P141	n/a	Apply Direct	Neat P141	Apply Direct	Neat P141	
	Power Floated Concrete (shot blasted)		Neat P141	n/a	Apply Direct or Dilute P131 <sup>(1)</sup>	Neat P141	Apply Direct or Dilute P131 <sup>(1)</sup>	Neat P141	
	Calcium Sulphate e.g. Anhydrite Screeds		P121 <sup>(4)</sup>	n/a	P121 <sup>(4)</sup>	P121 <sup>(4)</sup>	P121 <sup>(4)</sup>	n/a	
	Minimal Adhesive Residues on solid base		Neat P131	n/a	Apply Direct	Apply Direct	Apply Direct	Neat P131	
	Stopgap F77 (F78 see <sup>(3)</sup> )		Neat P141	Neat P141	Apply Direct <sup>(2)</sup>	Neat P141	Apply Direct <sup>(2)</sup>	Neat P141	
	Flooring Grade Mastic Asphalt		Neat P141	n/a	Apply Direct	Neat P141	Apply Direct	n/a	
	Steel (non-flexing, corrosion free and clean)		Neat P141	Neat P141	Apply Direct	n/a	Apply Direct	Neat P141	
	Plywood Overlays		n/a	Dilute P131	n/a	n/a	n/a	n/a	

(1) In certain situations priming may not be necessary, for example, when installing textile floorcoverings. However, we would recommend priming with STOPGAP P131 diluted to 4:1 with water to prevent uncontrolled drying of the compound, pin-holing and to aid the flow and workability.

(2) Within 24 hours and when not used in conjunction with Underfloor Heating.

(3) STOPGAP F78 Waterproof Surface Membrane does not require priming (within 12 hours of application) refer to Product Data Sheet or Technical Service.

(4) Please refer to the Stopgap P121 Product Data Sheet for the correct Mixing and Application method.

# STICK WITH THE BEST

Our wet-set, pressure sensitive and temperature tolerant adhesives are perfect for LVT installations.

---

We have a range of adhesives that are specially designed for the installation of LVT floorcoverings. They each offer specialist performance characteristics and the most appropriate adhesive to use will depend on the type of LVT being installed, environmental conditions and timescale of the project. We would always recommend consulting the F. Ball Recommended Adhesives Guide for advice on adhesive compatibility.



We have specialist adhesives suitable  
for all types of LVT installations.



# LVT ADHESIVES

## STYCCOBOND F44



### IDEAL FOR VINYL SHEET AND TILE

- ✓ Wet-set
- ✓ High bond strength
- ✓ Strong initial tack
- ✓ Long open time
- ✓ Withstands wet cleaning
- ✓ Solvent free

Wet-set adhesives can be used to install almost any type of resilient floorcovering. F. Ball's Styccobond F44 is a wet-set acrylic adhesive that offers high bond strength, strong initial tack and a long open time. It is suitable for the installation of LVT, including vinyl sheet and tile.

## STYCCOBOND F46



### IDEAL FOR HIGH DESIGN LVT FLOORING

- ✓ True pressure sensitive properties
- ✓ Dries to a permanently tacky film
- ✓ Infinite open time
- ✓ Excellent plasticiser resistance
- ✓ Can be rolled to prevent 'grin-through'

If an immediate bond is required, pressure sensitive adhesives are the best choice for installing vinyl tiles or planks. Once dry, they form an instant grab upon contact, so contractors don't need to worry about coverings sliding about when they are working, making them an ideal option for creating intricate patterns.

F. Ball's Styccobond F46 is specially formulated for this type of installation and reduces the incidence of trowel serrations shadowing through thinner vinyl flooring, such as LVT - a common problem that is known as 'grin-through' - which will compromise the finished appearance of an installation.

# LVT ADHESIVES

## STYCCOBOND F48 PLUS



## STYCCOBOND F49 HYBRID PS



## STYCCOBOND F58 PLUS



### IDEAL FOR HIGH TEMPERATURE AREAS

- ✓ High resistance to both heat and PVC plasticisers
- ✓ Wet-set
- ✓ Fibre-reinforced
- ✓ Excellent initial grab
- ✓ Fast-drying
- ✓ High strength
- ✓ Excellent dimensional stability

### IDEAL FOR EXTREME TEMPERATURES

- ✓ Water-based pressure sensitive adhesive
- ✓ Temperature tolerant - use in ambient temperatures from -20°C to +60°C
- ✓ High strength and high grab
- ✓ Rapid curing
- ✓ Water-resistant
- ✓ Can also be used to install PVC backed skirting, coving and capping

### IDEAL FOR FAST-TRACK LVT INSTALLATIONS

- ✓ Fibre-reinforced
- ✓ Fast-drying
- ✓ Long working time
- ✓ Excellent grab
- ✓ Can be used as a wet-set or pressure sensitive adhesive

Where extreme temperature fluctuations are anticipated the F. Ball System LVT range includes two premium quality, temperature tolerant adhesives – fibre-reinforced F48 PLUS for high temperature areas and F49 Hybrid PS, which is a pressure sensitive, water-based adhesive ideal for use in areas with extreme temperature fluctuations from -20°C to +60°C, such as conservatories or heavily glazed areas.

The LVT adhesive range is completed by F58 PLUS which uses the latest adhesive technology and can be used as a wet-set, semi-wet or pressure sensitive adhesive. Its fast-drying formulation means that it is ideal for fast-track LVT installations.

# STYCCOBOND LVT ADHESIVES SELECTOR CHART

The chart below can be used to determine the best adhesive for the job. We would always recommend consulting the F. Ball RAG® or contact the F. Ball technical department for more information.

	STYCCOBOND F44	STYCCOBOND F46	STYCCOBOND F48 PLUS	STYCCOBOND F49 HYBRID PS	STYCCOBOND F58 PLUS
Primary role	Wet-set, high bond.	True pressure sensitive for high design LVT.	Wet-set, high temperature grade.	Pressure sensitive for areas of extreme temperature variations.	Fast-drying, transitional pressure sensitive.
Features	High bond strength. Strong initial tack.	True PS. Infinite open time. Excellent plasticiser resistance.	Wet-set. Fibre reinforced. Excellent dimensional stability	High temperature tolerance (-20°C to +60°C). Suitable for wet rooms. Also suitable for securing PVC skirting, coving and capping.	Easy to use - wet-set, semi-wet or pressure sensitive. Fibre-reinforced. Fast-drying.
Open time (minutes)	60	Infinite	30	420*	180
Lay LVTs from (minutes)	10 to 15	40	5	10	5 to 10
Wet-set	●		●		●
Transitional				●	●
Pressure sensitive		●		●	●
High temperature			●	●	
Fibre-reinforced			●		●
Moisture tolerant				●	
Suitable with UFH	●	●	●	●	●
Coverage	Up to 4m <sup>2</sup> per litre	Up to 5m <sup>2</sup> per litre	Up to 5.5m <sup>2</sup> per litre	Up to 6m <sup>2</sup> per kg	Up to 6m <sup>2</sup> per litre

\*pot life + open time



# BALL REWARDS

## The Premium Reward Scheme for Flooring Professionals.

At F. Ball and Co. Ltd, we believe in rewarding your loyalty. That's why we created Ball Rewards, an exclusive programme designed for professional flooring contractors and retailers.



### Why Choose Ball Rewards?

- ✓ **Cashback on All Purchases:** Enjoy a standard 2.5% cashback on every F. Ball product you buy.
- ✓ **Special Quarterly Promotions:** Access exclusive offers each quarter on selected products.
- ✓ **F-Talk Magazine:** Stay informed with our exclusive online magazine, featuring the latest industry news, product insights, case studies, and expert guides.
- ✓ **Welcome Gift:** As a token of our appreciation, new members receive a complimentary F. Ball t-shirt.

### How It Works

- ✓ **Apply:** Sign up for your free F. Ball Rewards Card online or by phone.
- ✓ **Earn Cashback:** Many F. Ball wholesalers automatically process your cashback claims. Check with your local wholesaler for details.
- ✓ **Claim by Post:** Alternatively, download a claim form from our website and mail it with your invoices. We'll handle the rest.
- ✓ **Receive Payments:** Your cashback is deposited directly into your bank account - no hassle, just rewards.



**SIGN UP TODAY AT [F-BALL.COM/REWARDS](https://f-ball.com/rewards)**

\*BALL REWARDS ONLY AVAILABLE IN UK AND IRELAND

# CASE STUDIES

**F. Ball products are used extensively in the installation of LVT floorcoverings across a wide range of market sectors.**



## ENGLISH SPIRIT DISTILLERY

### **F. Ball gets into the spirit at new distillery.**

Products from F. Ball helped transform a disused agricultural building into a new state-of-the-art distillery and visitor centre at Treggudick Manor, Cornwall. A variety of floorcoverings, including vinyl sheet and tiles, were installed throughout the 620m<sup>2</sup> space at the English Spirit Distillery.

Contractors primed the surface using Stopgap P141 primer, which is designed especially for use over non-absorbent surfaces. Once dry, Stopgap 300 smoothing compound was applied in the kitchen that serves the café – the product's heavy-duty properties will enable floors to withstand being subject to heavy wheeled equipment. Elsewhere, Stopgap 1200 high performance smoothing compound was used to create a perfectly smooth base for new floorcoverings.

Styccobond F48 PLUS was chosen to install Altro Ensemble wood-effect LVTs in the restaurant and shop areas. The temperature tolerant adhesive holds floorcoverings in place when subject to high temperatures, which are expected in the building as a result of its large glass front. Fibres in the adhesive also provide high initial grab, a benefit when installing LVTs.

## FLOORING BY HENTON

### **F. Ball products spark conversations at 'Flooring by Henton' refurbishment.**

Carpet and flooring specialist, 'Flooring by Henton' opted for Stopgap 1200 smoothing compound and Styccobond F48 PLUS high temperature grade vinyl adhesive to achieve a high quality LVT floor finish in the company's own showroom: offering visitors instant visual endorsement of the company's workmanship and attention to detail.

The first point of action for flooring contractors was to remove old carpet, LVT and wood floorcoverings from the 90m<sup>2</sup> floor of the showroom. Contractors then applied Stopgap 1200 smoothing compound over the entire subfloor to create a perfectly smooth base for the receipt of floorcoverings.

The main area of the showroom has a large glass front, with the potential to cause solar gain and extreme temperatures. Therefore, Styccobond F48 PLUS high temperature grade vinyl adhesive was selected to install wood-effect vinyl planks to ensure the floorcoverings would hold firmly in place when exposed to extreme temperatures.



## TRAINING COURSES

# FIRST CLASS TRAINING FOR FLOORING PROFESSIONALS

**The F. Ball Centre of Excellence provides free first class training for flooring professionals.**

Improve your skills and knowledge in our new look F. Ball Centre of Excellence.

Our state-of-the-art training and demonstration facility located in Staffordshire, offers a dynamic, hands-on learning experience.

The F. Ball Centre of Excellence reflects our aim of inspiring the highest levels of professional skill along with knowledge of cutting-edge flooring installation methods to help flooring contractors work to ever higher customer expectations with increasing ease and efficiency.

We offer FREE training courses to all flooring professionals, which run all year round, including one and two day courses on subfloor preparation, including moisture measurement and control, floor smoothing compounds and adhesive selection.



**BOOK YOUR PLACE TODAY**

Call 01538 361633,  
scan the QR code or email  
[training@f-ball.co.uk](mailto:training@f-ball.co.uk)

**F. Ball Centre of Excellence**  
Working Together For A Better Finish





**F. Ball and Co. Ltd.**

**F. Ball and Co. Ltd.**

Churnetside Business Park | Station Road | Cheddleton | Leek  
Staffordshire | United Kingdom | ST13 7RS  
Tel +44 (0)1538 361633 | mail@f-ball.co.uk | f-ball.com

**F. Ball and Co. (Asia) Pte Ltd.**

50 Chin Swee Road | #09-01 Thong Chai Building | Singapore 169874  
Tel +65 6515 1715 | Mobile +65 9687 9181 | mail@f-ballasia.com

**F. Ball and Co. Ltd. (Australasia)**

Mobile +61 461 402 927 | kevin.hardy@f-ball.com

**Further information available at: [www.f-ball.com](http://www.f-ball.com)**



**SCAN THE QR CODE TO DOWNLOAD  
YOUR FREE RAG® GUIDE OR VISIT  
[F-BALL.COM/RAG](http://F-BALL.COM/RAG)**

