

STOPGAP ISOLATOR MEMBRANE



Scan to view the product demonstration video



PRODUCT DATA

INTRODUCTION

STOPGAP ISOLATOR MEMBRANE is an impervious loose lay sheet designed to be laid over damp or contaminated subfloors prior to the installation of a wide range of sheet vinyl, linoleum, rubber floorcoverings and bitumen backed carpet tiles. The membrane has nodules on the underside to create an airspace allowing ventilation of water vapour from a damp subfloor into a dry wall, thereby allowing impervious floorcoverings to be bonded quickly and easily.

STOPGAP ISOLATOR MEMBRANE is ideally suited for fast-track projects where time required for traditional subfloor preparation is not available, for heritage projects where removal of the existing floor is not possible and for temporary coverings where floors need to be returned to their original state. It is not suitable for use in biologically sensitive areas such as hospital wards, operating theatres or in secure areas such as prisons or psychiatric units. Being a loose lay system, STOPGAP ISOLATOR MEMBRANE does not have the sound attributes of a fully bonded system and as such, a slight increase in noise levels may be experienced when trafficking.

SUBFLOOR PREPARATION

STOPGAP ISOLATOR MEMBRANE is a loose lay system and the quality of the finished installation will depend on the preparation of the subfloor. Badly prepared or deteriorating substrates can mirror through to affect the appearance of the finished floorcovering.

All surfaces must be sound, level and smooth. Remove any bumps, ridges, uneven adhesive residue and if necessary, mechanically prepare the subfloor. Any irregularities, holes or cracks in solid absorbent sand/cement screeds or concrete floors must be skimmed with a minimum thickness of 3mm of STOPGAP GREEN BAG and 114 Liquid or STOPGAP I200 PRO in accordance with the data sheets. Where overlaying existing floorcoverings, these must be firmly bonded.


Substrates and existing floorcoverings must be able to withstand covering with STOPGAP Isolator prior to installation. The installation must be carried out at the temperature recommended for the floorcovering.

SUITABLE FLOORCOVERINGS

1. Sheet vinyl adhered with F47 or F84 depending on the circumstances.
2. Sheet linoleum or rubber adhered with F84 adhesive.
3. Bitumen backed carpet tiles with F41.

TECHNICAL INFORMATION

Roll width	2m
Roll length	20m
Roll coverage	40m ²
Thickness	1.5mm
Weight	55kg



FEATURES

- Provides a fast solution to laying a floorcovering over a damp floor.
- Ideal for use where time is important.
- Can be used to fit floorcoverings where the subfloor needs to be preserved in its original condition.
- Flooring installation can be easily removed at the end of its life.
- Excellent where subfloors are contaminated with paint, oil, adhesive residues.

FITTING INSTRUCTIONS

1. On arrival at site, STOPGAP ISOLATOR should be secured in an upright position and stored, together with adhesive at a minimum temperature of 18°C for at least 24 hours prior to installation.

2. Prior to laying STOPGAP ISOLATOR, vacuum or sweep the subfloor to remove any dust, dirt or debris. Roll out STOPGAP ISOLATOR in the same directions as the floorcovering is to be laid and allow to lay flat.

3. Seams must be laid out to provide a minimum 30cm offset from the seam of the resilient floorcovering to be installed over the membrane.

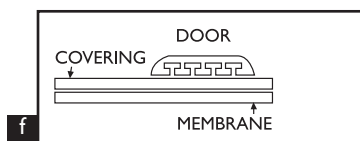
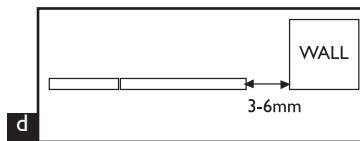
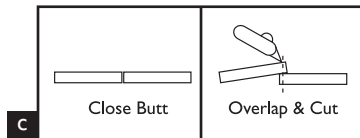
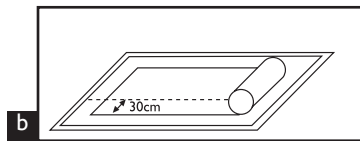
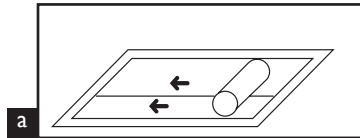
4. Close butt joint or overlap and cut the membrane. Do not form compression joints as this can result in tenting.

5. Where the floor has a relative humidity of greater than 75%, trim the membrane leaving a gap of 3-6mm from the walls, fixtures, columns and other abutments.

6. Suitable floorcoverings can be bonded to the membrane using STYCCOBOND F84 Adhesive or F47 Pressure Sensitive Adhesive with STOPGAP Jointing Tape - refer to specific technical data sheets for further information.

7. Use mechanically fixed thresholds for transition areas where STOPGAP ISOLATOR meets other surfaces in doorways.

8. Allow the adhesive to cure before trafficking the area or moving furniture.



PRECAUTIONS

Use only materials with the same batch number to avoid compatibility issues. Prior to application of adhesive, please ensure there are no surface defects or transit damage within the STOPGAP ISOLATOR MEMBRANE that may lead to grin through and affect the appearance of the finished floorcovering. Should surface defects or damage be noticeable, or you are in doubt, do not proceed with installation and contact your local Technical Representative, or F. Ball and Co. Ltd. Technical Service on +44 (0) 1538 361633. Should you proceed with installation of the membrane in this condition, F. Ball and Co. Ltd. will limit the value of any subsequent claim to the cost of the STOPGAP ISOLATOR MEMBRANE only.

Do not use where subfloors are subject to hydrostatic water pressure or standing water.

Do not use in areas that are subject to very heavy-wheeled traffic or where indentation is likely to occur.

Ground floor timber bases must be adequately ventilated.

Not suitable on wood blocks at ground floor level.

Do not use over magnesite.

Do not use over synthetic anhydrite screeds that have not fully dried.

Do not use on weak or friable floors.

In certain service conditions and in conjunction with high sheen floorcoverings, the outline of the taped joints may be seen.

HEALTH & SAFETY ADVICE

This product contains encapsulated glass fibre reinforcement which may be released when cutting/handling. Take suitable precaution against exposure to these fibres. Obtain the relevant Material Safety Data Sheets and follow the advice given. These can be found at www.f-ball.co.uk. Alternatively these can be obtained from the point of purchase or from F. Ball and Co. Ltd. at the address below.

Site conditions vary, to ensure this product is suitable and confirm this data sheet is current, please call our technical service department.

For further information about F. Ball products or more detailed technical assistance, please contact:



Churnetside Business Park
Station Road, Cheddleton, Leek
Staffordshire ST13 7RS
United Kingdom

Tel: +44 (0) 1538 361633
Fax: +44 (0) 1538 361622
Tech Service Fax: +44 (0) 1538 361567
Email: mail@f-ball.co.uk

www.f-ball.co.uk

